




Thermal Wire[®] Test Box-Temperature Conversion Guide


To convert the read out on the TIP Wire Tester Box from Fahrenheit to Celsius, the (4) Phillips head screws on the back cover must be removed. *See the image below.*




Remove the lid and place it to the side of the device. *See the image below.*




Disconnect the battery pack from the cable assembly and place the entire foam piece outside of the unit. See *the image below*.



At location J6 on the circuit board, find the white jumper located across pins 3 & 4. See *the image below*.



Remove the white jumper from pins 3 & 4 and install in across pins 1 & 2. See *the image below*.



Pile Dynamics, Inc. (PDI) is the world leader in developing, manufacturing and supplying state of the art QA/QC products and systems for the deep foundations industry. The company is headquartered in Cleveland, Ohio, USA, with offices and representatives worldwide. For additional information visit us at www.pile.com or contact info@pile.com.

www.pile.com | +1 (216) 831-6131 | info@pile.com